




FIXTURE		8	West Australian Eight Ball League								8	
20												
Wednesday, 31 August 2011		Proud Sponsors - THE POOL TABLE MAN										
FINAL - 2011 Winter Individual Player Statistics												
To qualify for the top player prizes, a player must have a participation rate of 70% or higher												
SOUTH - COAST ZONE			Win/Loss% over 70% participation	Win/Loss% under 70% participation	Frames			44 WINS	Partici- pation %	Are you qualified to play in the FINALS?	Frame byes awarded	
Position	TEAMS	PLAYERS			WON	PLAYED	LOST					
1	Safety Bay Castaways	Lee Price	79.59%	0.00%	39	49	10	4	76.25%	Yes	12	
2	Kwinana Hotel	John Moore	79.55%	0.00%	35	44	9	4	75.00%	Yes	16	
3	Nags Head Loyals	Brad Lamers	76.79%	0.00%	43	56	13	5	85.00%	Yes	12	
4	George & Dragon	Daniel Wilkie	76.09%	0.00%	35	46	11	3	76.25%	Yes	15	
5	Safety Bay Macaws	Bob Rhodes	65.45%	0.00%	36	55	19	4	88.75%	Yes	16	
6	Safety Bay Macaws	Brad Moir	63.04%	0.00%	29	46	17	2	73.75%	Yes	13	
7	George & Dragon	Andy Snaitth	60.00%	0.00%	33	55	22	1	93.75%	Yes	20	
8	Nags Head Loyals	Jarryd Milligan	57.14%	0.00%	36	63	27	1	98.75%	Yes	16	
9	Nags Head Loyals	Stewart Wimpres	56.82%	0.00%	25	44	19	2	70.00%	Yes	12	
10	Nags Head Loyals	Russell Finnigan	56.25%	0.00%	27	48	21	2	80.00%	Yes	16	
11	Kwinana Hotel	Paul Collins	53.33%	0.00%	24	45	21		76.25%	Yes	16	
12	Nags Head Loyals	Francisco Massu	52.94%	0.00%	27	51	24	1	83.75%	Yes	16	
13	Safety Bay Macaws	Ron Weston	51.61%	0.00%	32	62	30	1	97.50%	Yes	16	
14	Safety Bay Castaways	Ryan Jeffrey	51.06%	0.00%	24	47	23	2	73.75%	Yes	12	
15	Nags Head Loyals	James Phillips	45.76%	0.00%	27	59	32	2	88.75%	Yes	12	
16	George & Dragon	Leon Troy	42.55%	0.00%	20	47	27		73.75%	Yes	12	
17	Safety Bay Macaws	Geoff Moir	38.18%	0.00%	21	55	34		88.75%	Yes	16	
18	Kwinana Hotel	Dale France	37.50%	0.00%	21	56	35		85.00%	Yes	12	
19	Kwinana Hotel	Kevin King	36.21%	0.00%	21	58	37		90.00%	Yes	14	
20	George & Dragon	Maureen Raffaele	34.78%	0.00%	16	46	30		72.50%	Yes	12	
21	Safety Bay Macaws	Allan Pearson	33.90%	0.00%	20	59	39		88.75%	Yes	12	
22	George & Dragon	Temmy D'Audretsch	27.08%	0.00%	13	48	35		77.50%	Yes	14	
23	Kwinana Hotel	Chris Saunders	0.00%	100.00%	3	3	0		7.50%	No	3	
24	George & Dragon	Daniel Nash	0.00%	100.00%	4	4	0	1	10.00%	No	4	
25	Nags Head Loyals	Alex Byrne	0.00%	75.00%	12	16	4	1	20.00%	Yes		
26	Nags Head Loyals	Graham Murdoch	0.00%	75.00%	3	4	1		10.00%	No	4	
27	George & Dragon	Bill Snaitth	0.00%	72.73%	16	22	6	1	36.25%	Yes	7	
28	Safety Bay Castaways	Lee Foster	0.00%	63.16%	12	19	7	1	23.75%	Yes		
29	Safety Bay Castaways	Brad Fitzgerald	0.00%	62.79%	27	43	16	1	68.75%	Yes	12	
30	Safety Bay Castaways	Iain Mclean	0.00%	61.70%	29	47	18	2	68.75%	Yes	8	
31	Safety Bay Macaws	Brett Gordon	0.00%	60.87%	28	46	18	1	65.00%	Yes	6	
32	George & Dragon	Graham Griffin	0.00%	59.26%	16	27	11		41.25%	Yes	6	
33	Kwinana Hotel	Scott Saunders	0.00%	54.17%	13	24	11	2	48.75%	Yes	15	
34	Safety Bay Castaways	Mark Reynolds	0.00%	51.28%	20	39	19		53.75%	Yes	4	
35	George & Dragon	Andy Stewer	0.00%	50.00%	2	4	2		10.00%	No	4	
36	George & Dragon	Craig Mac	0.00%	50.00%	4	8	4		15.00%	No	4	
37	Kwinana Hotel	Daniel Hoeksema	0.00%	50.00%	2	4	2		5.00%	No		
38	Safety Bay Macaws	Don Macaan	0.00%	50.00%	2	4	2		5.00%	No		
39	George & Dragon	Jody Yule	0.00%	50.00%	21	42	21	1	66.25%	Yes	11	
40	Safety Bay Castaways	Laurence Ryder	0.00%	50.00%	2	4	2		5.00%	No		
41	Kwinana Hotel	Rick Chester	0.00%	50.00%	2	4	2		5.00%	No		
42	Nags Head Loyals	Robert Petersen	0.00%	50.00%	4	8	4		20.00%	No	8	
43	Safety Bay Castaways	Andrew Cad	0.00%	48.15%	13	27	14		43.75%	Yes	8	
44	Kwinana Hotel	Shaun Doyle	0.00%	45.00%	18	40	22		55.00%	Yes	4	
45	Kwinana Hotel	Andrew Eades	0.00%	42.86%	3	7	4		8.75%	No		

FIXTURE
20

West Australian Eight Ball League

Wednesday, 31 August 2011
Proud Sponsors - THE POOL TABLE MAN

FINAL - 2011 Winter Individual Player Statistics

To qualify for the top player prizes, a player must have a participation rate of 70% or higher

Are you qualified to play in the FINALS?

Frame byes awarded

SOUTH - COAST ZONE

Win/Loss% over 70% participation

Win/Loss% under 70% participation

Frames
44

Partici- pation %

WON

PLAYED

LOST

WINS

Position

TEAMS
PLAYERS

Position	TEAMS	PLAYERS	Win/Loss% over 70% participation	Win/Loss% under 70% participation	WON	PLAYED	LOST	WINS	Partici- pation %	Are you qualified to play in the FINALS?	Frame byes awarded
46	Safety Bay Castaways	Kirk Rawson	0.00%	40.91%	18	44	26		65.00%	Yes	8
47	Safety Bay Macaws	John Shanley	0.00%	40.00%	14	35	21		58.75%	Yes	12
48	Safety Bay Castaways	Jason Simcock	0.00%	37.50%	3	8	5		10.00%	No	
49	Safety Bay Castaways	Jason Stockdale	0.00%	37.50%	3	8	5		10.00%	Yes	
50	Kwinana Hotel	Alan King	0.00%	33.33%	1	3	2		3.75%	No	
51	Safety Bay Castaways	Daniel Capewell	0.00%	33.33%	2	6	4		10.00%	No	2
52	Kwinana Hotel	Dave Penno	0.00%	31.25%	5	16	11		32.50%	Yes	10
53	Kwinana Hotel	David France	0.00%	30.77%	12	39	27		56.25%	Yes	6
54	Nags Head Loyals	Daniel Holzwnj	0.00%	25.00%	1	4	3		12.50%	No	6
55	Kwinana Hotel	David Wilson	0.00%	25.00%	1	4	3		5.00%	No	
56	Nags Head Loyals	Dustin Bervelling	0.00%	25.00%	1	4	3		5.00%	No	
57	Nags Head Loyals	Kim Hoist	0.00%	25.00%	1	4	3		5.00%	No	
58	Kwinana Hotel	Wiki Tipiwai	0.00%	25.00%	1	4	3		5.00%	No	
59	Safety Bay Castaways	Don Macaan	0.00%	22.22%	2	9	7		11.25%	Yes	
60	Nags Head Loyals	Stewart Weldon	0.00%	20.00%	3	15	12		18.75%	Yes	
61	Kwinana Hotel	Tom Tipiwai	0.00%	20.00%	1	5	4		6.25%	No	
62	George & Dragon	Debbie Wilkie	0.00%	18.18%	2	11	9		27.50%	Yes	11
63	Safety Bay Macaws	Scott Heckingbottom	0.00%	16.67%	2	12	10		18.75%	Yes	3
64	Safety Bay Castaways	Ryan Stone	0.00%	14.29%	1	7	6		16.25%	No	6
65	Safety Bay Castaways	Matt Niemulys	0.00%	12.50%	1	8	7		10.00%	Yes	
66	Safety Bay Castaways	Chris Moore	0.00%	0.00%	0	3	3		3.75%	No	
67	Safety Bay Macaws	Matt Niemulys	0.00%	0.00%	0	4	4		7.50%	No	2
68	Nags Head Loyals	Phillip Garritsen	0.00%	0.00%	0	4	4		5.00%	No	
69	Safety Bay Macaws	Ryan Jeffries	0.00%	0.00%	0	2	2		2.50%	No	
70	Safety Bay Macaws	Todd Moir	0.00%	0.00%	0	4	4		5.00%	No	